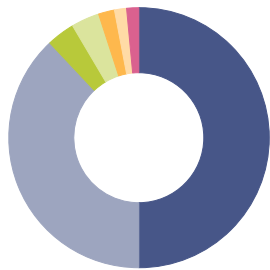


# Low Cost High Growth Plus Models

## Monthly Performance Report

As of 31/12/2025

### Asset Class - Low Cost High Growth Plus Models



	%
International Shares	50.0
Australian Shares	38.0
Global Infrastructure	3.5
Global REITs	3.5
Cash	2.0
Australian Bonds	1.5
International Bonds	1.5
<b>Total</b>	<b>100.0</b>

### Risk Profile

High Growth Plus

### Inception Date

1st March 2019

### ICR

0.23%

### Investment Horizon

10 Years

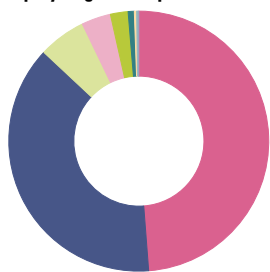
### Investment Objective

This suits investors with a minimum ten-year timeframe or those who are willing to accept very high levels of investment value volatility to maximise potential investment performance. The 95 percent exposure to growth assets (shares, listed property and infrastructure) means that capital stability is not a consideration.

### Investment Strategy

A low cost diversified portfolio of securities with an average exposure of 95% to growth assets and around 5% to defensive assets. The portfolio is designed for investors seeking capital growth over the long term, investing predominately in growth assets.

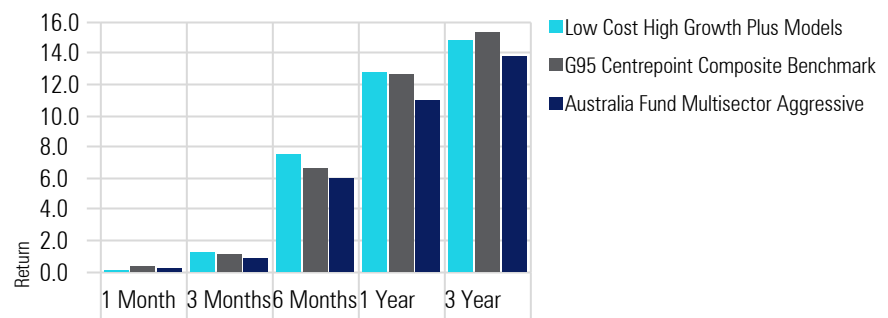
### Equity Regional Exposure - Low Cost High Growth Plus Models



	%
Australasia	48.8
North America	38.2
Europe dev	5.9
Japan	3.6
United Kingdom	2.2
Asia dev	0.8
Africa/Middle East	0.3
Asia emrg	0.2
Latin America	0.1
Europe emrg	0.0
<b>Total</b>	<b>100.0</b>

### Returns

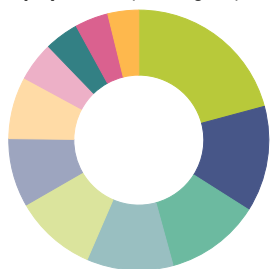
As of Date: 31/12/2025



As of Date: 31/12/2025

	1 Month	3 Months	6 Months	1 Year	3 Year	Since Inception
Low Cost High Growth Plus Models	0.10	1.25	7.53	12.79	14.82	94.35
G95 Centrepoint Composite Benchmark	0.30	1.15	6.64	12.65	15.35	99.60
Australia Fund Multisector Aggressive	0.18	0.80	5.99	10.97	13.82	80.13

### Equity Sectors (Morningstar) - Low Cost High Growth Plus Models



	%
Financial Services	20.8
Basic Materials	13.2
Technology	11.8
Industrials	10.7
Real Estate	10.2
Consumer Cyclical	8.5
Healthcare	7.7
Communication Services	4.9
Energy	4.2
Utilities	4.2
Consumer Defensive	3.8
<b>Total</b>	<b>100.0</b>

### Top Holdings

Portfolio Date: 31/12/2025

	Asset Class	Target Weight
Vanguard International Shares Index	International Shares	21.5%
iShares Hedged International Equity Idx	International Shares	19%
iShares Core S&P/ASX 200 ETF	Australian Shares	16%
iShares Australian Equity Index	Australian Shares	15%
Vanguard International Small Companies	International Shares	9.5%
Vanguard MSCI Australian Small Coms ETF	Australian Shares	7%
VanEck FTSE GIBI Infrac(AUD Hdg)ETF	Global Infrastructure	3.5%
Vanguard International Prpty Secs IdxHdg	Global REITs	3.5%
RBA Cash Rate Target	Cash	2%
iShares Australian Bond Index	Australian Bonds	1.5%
iShares Global Bond Index	International Bonds	1.5%